

PERMIT  
 CITY OF NAPOLEON, OHIO - BUILDING DEPARTMENT  
 255 West Riverview Avenue, Napoleon, Ohio 43545 - (419) 592-4010

Permit No. <u>3482</u> Issued <u>03/16/95</u> Job Location <u>422 Brownell</u> Lot _____ Issued by <u>Brent N. Damman</u> Owner <u>Herb Bevelhymer 592-6276</u> Address <u>422 Brownell Napoleon, OH</u> Agent <u>Radius Construction 598-8784</u> Address <u>V-447 Co. Rd. 13 Napoleon, OH</u> Use Type - Residential <u>X</u> Other - Describe _____ No. Dwelling Units _____ New _____ Replacement _____ Add'n. <u>X</u> Alter _____ Remodel _____ Mixed Occupancy _____ Change of Occupancy _____ Estimated Cost \$ <u>1,100.00</u>	FEES	BASE	PLUS	TOTAL		
<input checked="" type="checkbox"/> Building	\$	9.00	\$	9.00	\$	18.00
<input type="checkbox"/> Electrical	\$		\$		\$	
<input type="checkbox"/> Plumbing	\$		\$		\$	
<input type="checkbox"/> Mechanical	\$		\$		\$	
<input type="checkbox"/> Demolition	\$		\$		\$	
<input type="checkbox"/> Zoning	\$		\$		\$	
<input type="checkbox"/> Sign	\$		\$		\$	
<input type="checkbox"/> Water Tap	\$		\$		\$	
<input type="checkbox"/> Sew. Insp.	\$		\$		\$	
<input type="checkbox"/> Sewer Tap	\$		\$		\$	
<input type="checkbox"/> Temp. Water	\$		\$		\$	
<input type="checkbox"/> Temp. Elec.	\$		\$		\$	
				TOTAL FEES.....	\$	18.00
				LESS FEES PAID.....	\$	18.00
				BALANCE DUE.....	\$	-0-

**ZONING INFORMATION**

district	lot dimensions		area	front yd	side yd	rear yd
max hgt	no pkg spaces	no ldg spaces	max cover	petition or appeal req'd		date appr

**WORK INFORMATION**

Size: Length \_\_\_\_\_ Width \_\_\_\_\_ Stories \_\_\_\_\_ Ground Floor Area \_\_\_\_\_  
 Height \_\_\_\_\_ Building Volume (for Demo. Permit) \_\_\_\_\_


Electrical: \_\_\_\_\_

Plumbing: \_\_\_\_\_

Mechanical: \_\_\_\_\_

Additional Information: Handicapped ramp.

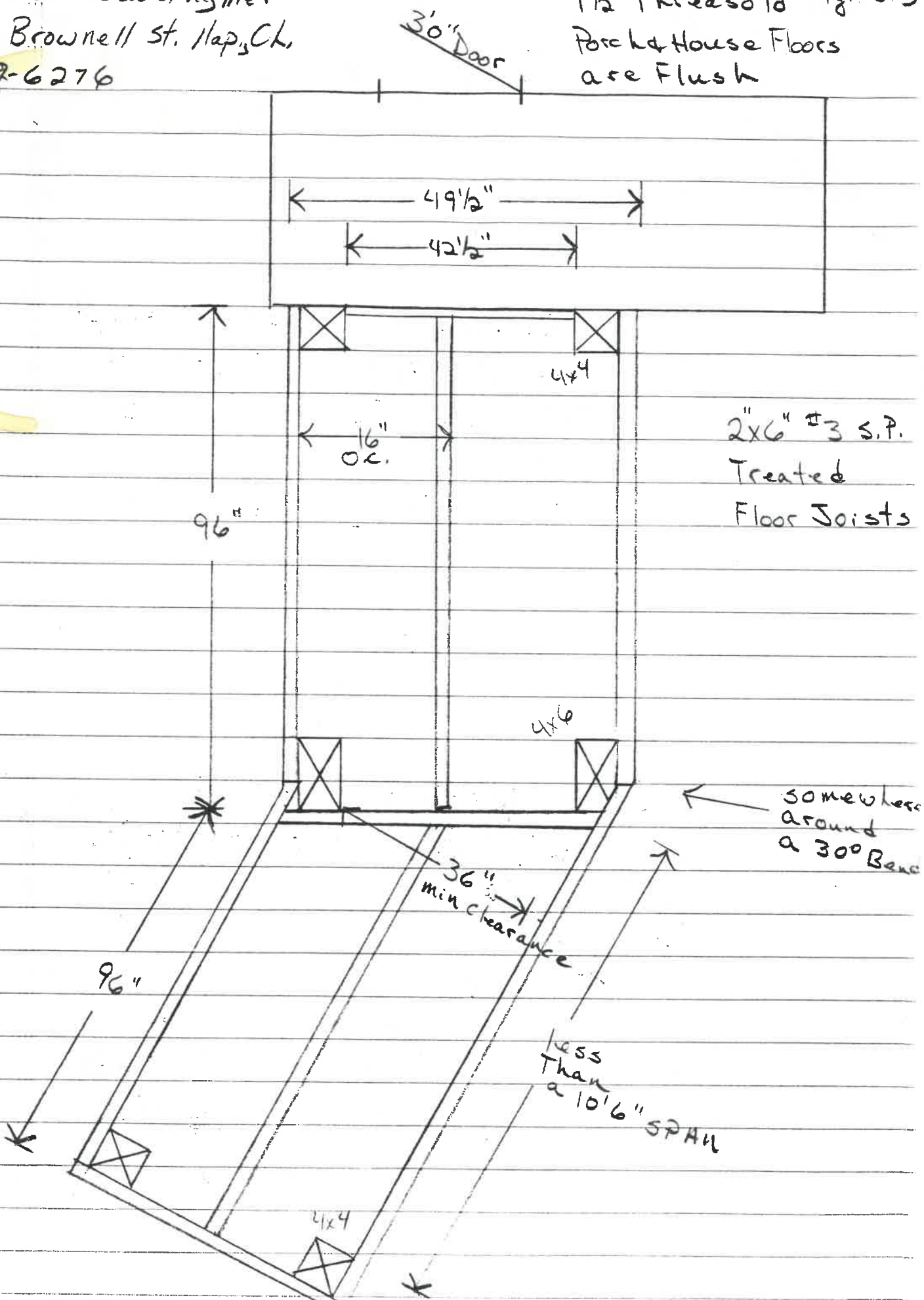
Date 3-16-95 Applicant Signature *Michael P. Yenne*



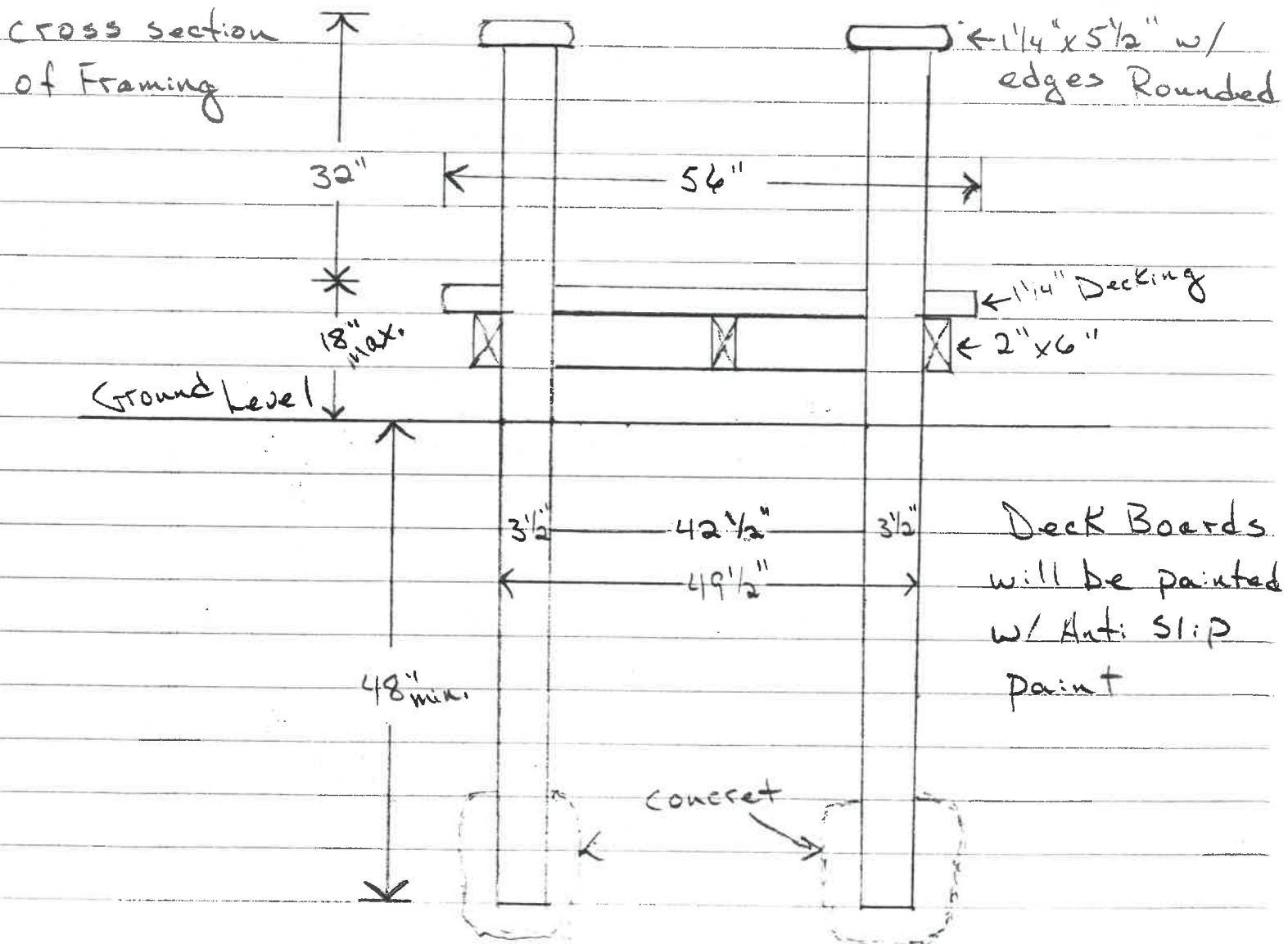
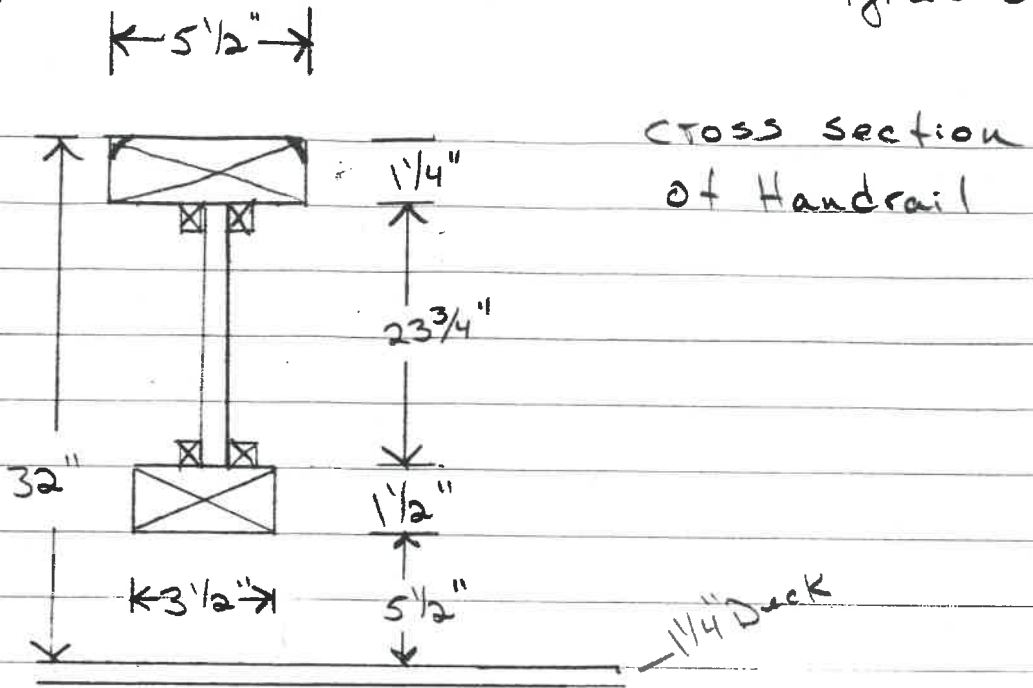


Mrs. Herb Bevelhymmer  
422 Brownell St. Nap, IL  
582-6276

1 1/2" Threshold Pg. 1 of 3  
Porch & House Floors  
are Flush





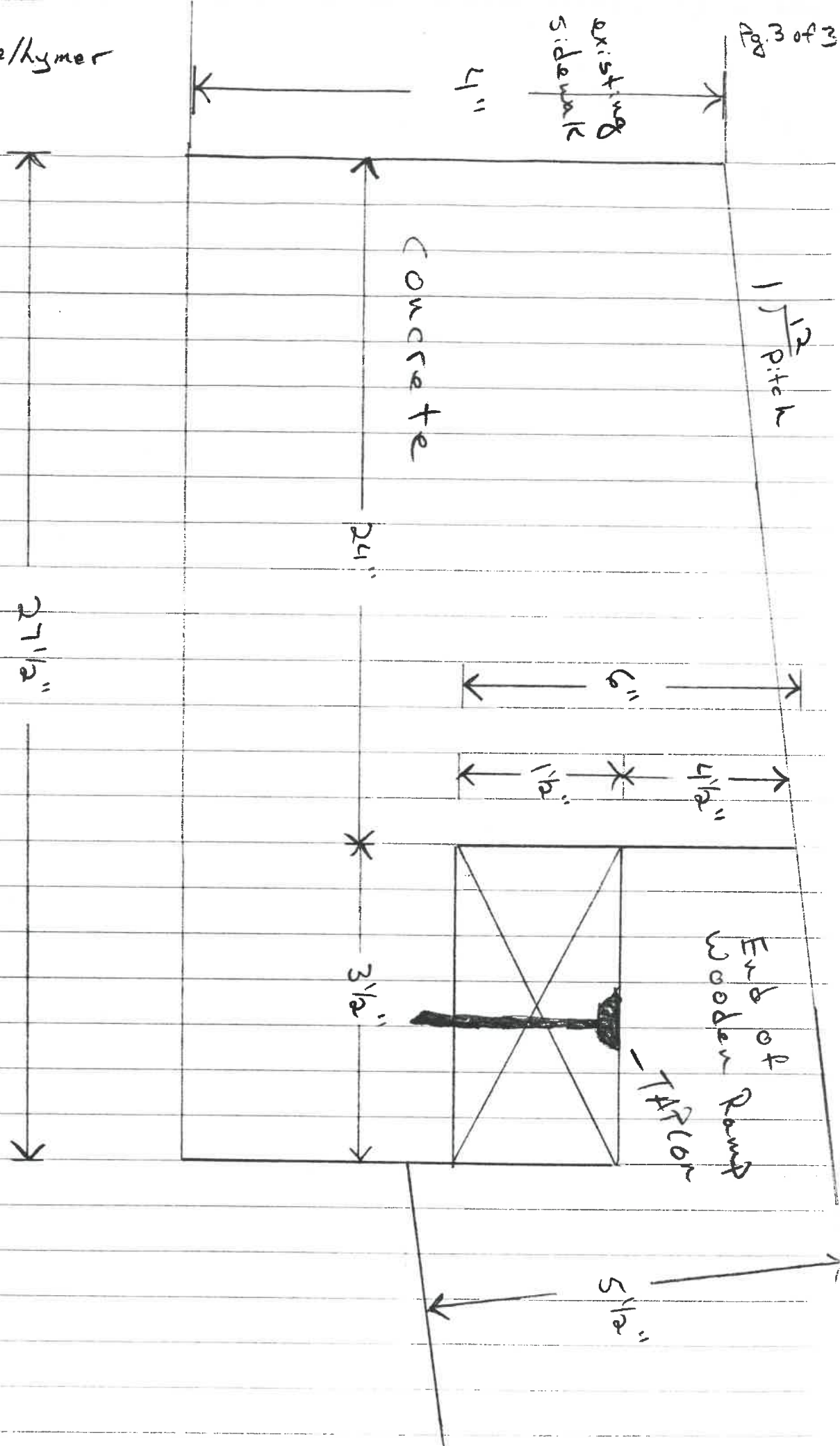




Mrs. Herb Bevelkymer

Page 3 of 3

Cross section of concrete Pad at end of ramp







**APPLICATION FOR**

Residential, Building, Electrical, Plumbing, Mechanical, and Demolition Permit  
**FROM** - The City of Napoleon, Ohio, Building Department  
 255 West Riverview Avenue; P.O. Box 151; Napoleon, Ohio 43545 - Telephone (419) 592-4010

ENTRY NO. \_\_\_\_\_

PERMIT NO. 3482 ISSUED 3-16-95

JOB LOCATION 422 Brownell

LOT \_\_\_\_\_  
 (Subdivision or Legal Description)

ISSUED BY BND  
 (Building Official)

OWNER Herb Beverhymmer PHONE 592-6276

ADDRESS 422 Brownell Napoleon

AGENT Radius Const. PHONE 598-8784

ADDRESS V-447 Co. Rd. B Nap

USE:  Residential  Commercial  Industrial  
 Other \_\_\_\_\_

WORK:  New  Addition  Replacement  Remodel

ESTIMATED COST = \$ 1100.00

	<u>Base</u>	<u>Plus</u>	<u>Total</u>
<input checked="" type="checkbox"/> Building	\$ <u>9.00</u>	\$ <u>9.00</u>	\$ <u>18.00</u>
<input type="checkbox"/> Electrical	\$ _____	\$ _____	\$ _____
<input type="checkbox"/> Plumbing	\$ _____	\$ _____	\$ _____
<input type="checkbox"/> Mechanical	\$ _____	\$ _____	\$ _____
<input type="checkbox"/> Demolition	\$ _____	\$ _____	\$ _____
<input type="checkbox"/> Zoning	\$ _____	\$ _____	\$ _____
<input type="checkbox"/> Sign	\$ _____	\$ _____	\$ _____
<input type="checkbox"/> Water Tap	\$ _____	\$ _____	\$ _____
<input type="checkbox"/> Sewer Tap	\$ _____	\$ _____	\$ _____
<input type="checkbox"/> Temp Water	\$ _____	\$ _____	\$ _____
<input type="checkbox"/> Temp Elec.	\$ _____	\$ _____	\$ _____

Additional Structure \_\_\_\_\_ Hours \_\_\_\_\_  
 Plan Review: Electric \_\_\_\_\_ Hours \_\_\_\_\_

TOTAL FEES . . . . .	\$ <u>18.00</u>
Less Fees Paid . . . . .	\$ <u>18.00</u>
BALANCE DUE . . . . .	\$ <u>0-</u>

**ZONING INFORMATION**

District	Lot Dimensions	Area	Front Yard	Side Yard	Rear Yard


  

Max Height	No. Pkg. Spaces	No. Ldg. Spaces	Max Cover	Petition or Appeal Required-Date

**WORK INFORMATION**

Building: Ground Floor Area \_\_\_\_\_ sq. ft.      Basement Floor Area \_\_\_\_\_ sq. ft.  
 Garage Floor Area \_\_\_\_\_ sq. ft.      2nd Floor Area \_\_\_\_\_ sq. ft.      Other \_\_\_\_\_ sq. ft.  
 Size: Length \_\_\_\_\_ Width \_\_\_\_\_ Stories \_\_\_\_\_ Height \_\_\_\_\_  
 Building Volume (for Demolition Permit) \_\_\_\_\_ cubic feet

Description of Work: Handicapped ramp



**ELECTRICAL:** Contractor \_\_\_\_\_ Phone \_\_\_\_\_  
Address \_\_\_\_\_ ESTIMATED COST = \$ \_\_\_\_\_

**Type of Work:** ( ) New ( ) Service Change ( ) Rewiring ( ) Add'l Wiring TEMPORARY ELEC. REQUIRED - ( ) Yes ( ) No  
Size of Service \_\_\_\_\_ Underground \_\_\_\_\_ Overhead \_\_\_\_\_ Number of New Circuits \_\_\_\_\_

**Description of Work:** \_\_\_\_\_

**PLUMBING:** Contractor \_\_\_\_\_ Phone \_\_\_\_\_  
Address \_\_\_\_\_ ESTIMATED COST = \$ \_\_\_\_\_

WATER TAP REQUIRED - ( ) Yes ( ) No Size \_\_\_\_\_ Type of Pipe \_\_\_\_\_ Water Dist. Pipe \_\_\_\_\_

SANITARY SEWER TAP REQUIRED - ( ) Yes ( ) No Size \_\_\_\_\_ Type of Pipe \_\_\_\_\_ Dr. Waste Vt. Pipe \_\_\_\_\_

STREET SEWER TAP REQUIRED - ( ) Yes ( ) No Type of Pipe \_\_\_\_\_ STREET TO BE OPENED - ( ) Yes ( ) No  
Main Building Drain Size = \_\_\_\_\_ Main Vent Pipe Size = \_\_\_\_\_

**LIST NUMBER OF PLUMBING FIXTURES BELOW:**

Water Closets = \_\_\_\_\_ Bathtubs = \_\_\_\_\_ Showers = \_\_\_\_\_ Lavatories = \_\_\_\_\_ Kitchen Sinks = \_\_\_\_\_ Disposal = \_\_\_\_\_  
Clothes Washer = \_\_\_\_\_ Floor Drains = \_\_\_\_\_ Dishwasher = \_\_\_\_\_ Other \_\_\_\_\_ Total = \_\_\_\_\_

**Description of Work:** \_\_\_\_\_

**MECHANICAL:** Contractor \_\_\_\_\_ Phone \_\_\_\_\_  
Address \_\_\_\_\_ ESTIMATED COST = \$ \_\_\_\_\_

HEATING SYSTEM - ( ) Forced Air ( ) Gravity ( ) Hot Water ( ) Steam ( ) Unit Heaters ( ) Radiant ( ) Baseboard

TYPE OF FUEL - ( ) Electric ( ) Natural Gas ( ) Propane ( ) Wood ( ) Coal ( ) Solar ( ) Geothermal Other \_\_\_\_\_

NUMBER OF HEAT ZONES = \_\_\_\_\_ HOT WATER - ( ) One (1) Pipe ( ) Two (2) Pipes ( ) Series Loop

ELECTRIC HEAT - Number of Circuits \_\_\_\_\_ Number of Furnaces \_\_\_\_\_ Number of Hot Air Runs \_\_\_\_\_

Number of Hot Water Radiators \_\_\_\_\_ Total Heat Loss \_\_\_\_\_ Rated Capacity of Furnace/Boiler \_\_\_\_\_

LOCATION OF HEATING UNITS - ( ) Crawl Space ( ) Floor Level ( ) Attic ( ) Suspended ( ) Roof ( ) Outside

**Description of Work:** \_\_\_\_\_

**DRAWINGS REQUIRED:** All applications must be accompanied by two (2) complete sets of Drawings including Site Plans, Foundation Plans, Floor Plans, Structural Framing Plans, Exterior Elevations, Section and Details, Stair Details, Electrical Layout, Plumbing Isometric, Heating Layout, etc. All Plans shall be drawn to scale, show all existing structure on the Site Plans, and show electric panel and furnace locations.

**READ AND SIGN BELOW:** The undersigned hereby makes application for a Permit for all work described herein and agrees to complete the work in strict accordance with all applicable provisions of the current edition of the C.A.B.O. Building Code, the Napoleon Building and Zoning Codes, the Napoleon Engineering Department Rules and Regulations, Standard Specifications and other pertinent sections of the Napoleon Code of Ordinances.

**Signature of Applicant** \_\_\_\_\_ **Date** \_\_\_\_\_